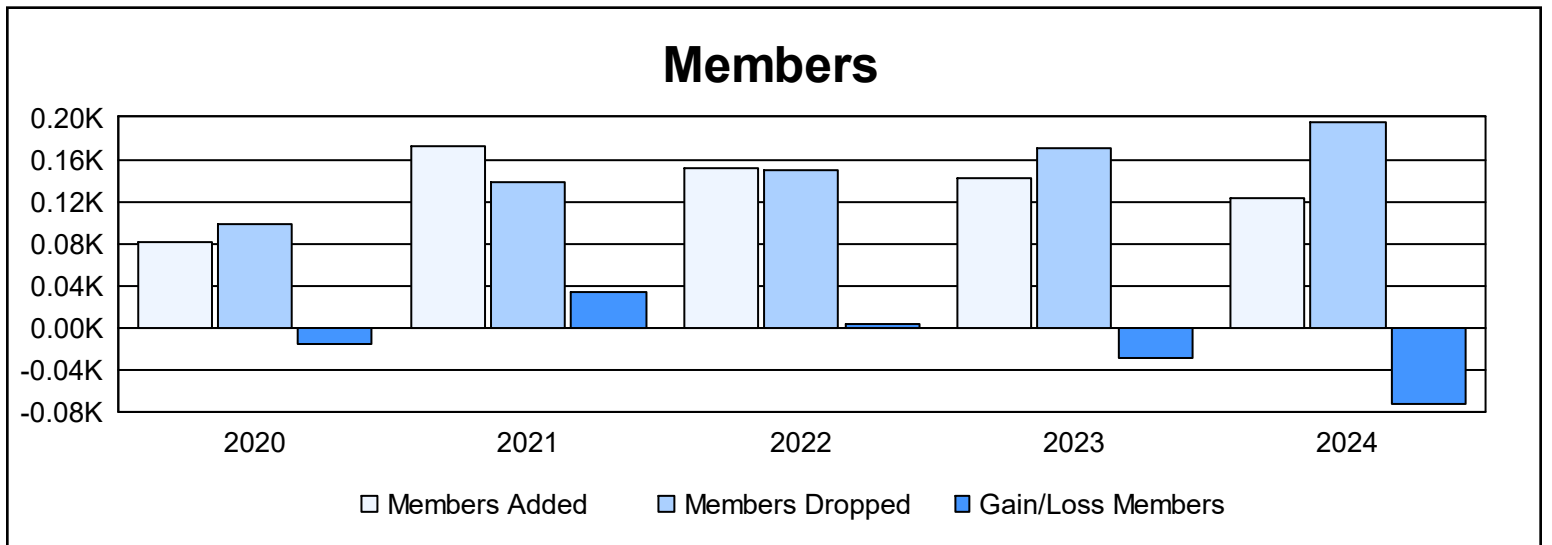
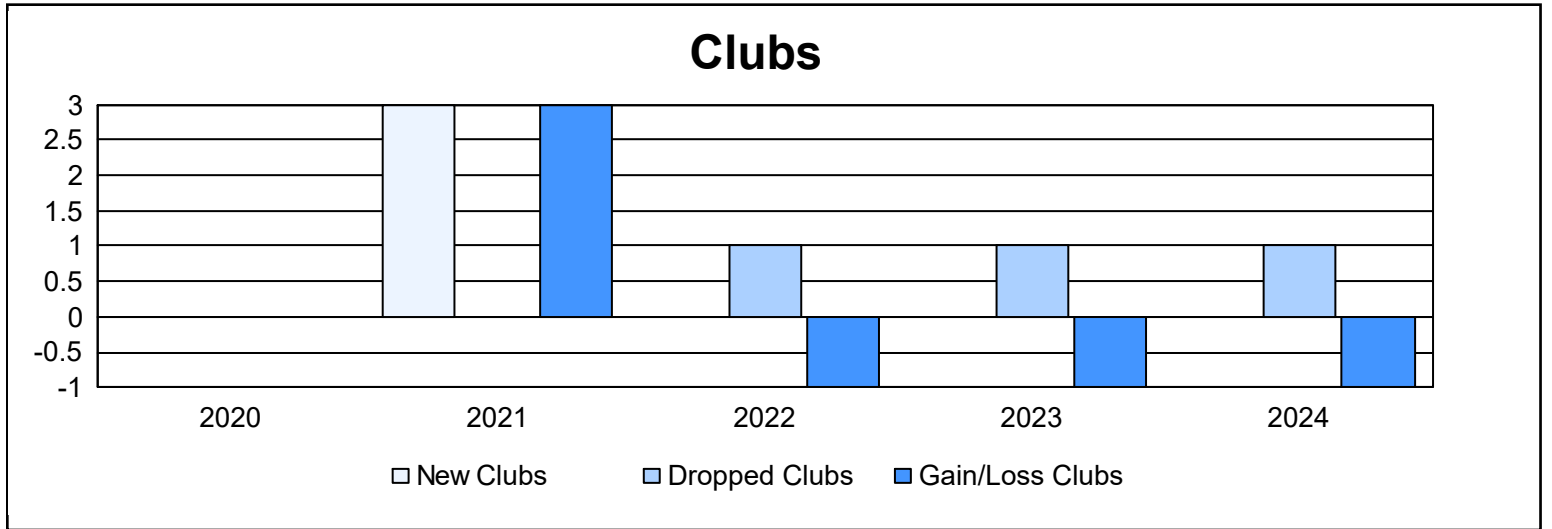
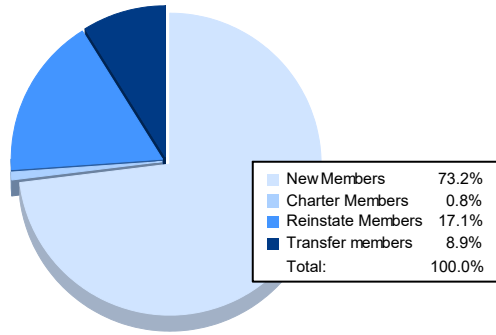


Year	New Clubs	Dropped Clubs	Gain/ Loss Clubs	New Members	Charter Members	Reinstate Members	Transfer Members	Total Member Added	Total Members Dropped	Gain/ Loss Members
2019-2020	0	0	0	75	0	5	2	82	98	-16
2020-2021	3	0	3	94	74	3	1	172	139	33
2021-2022	0	1	-1	137	1	7	7	152	149	3
2022-2023	0	1	-1	134	0	7	1	142	171	-29
2023-2024	0	1	-1	90	1	21	11	123	196	-73
<b>Average</b>	<b>1</b>	<b>1</b>	<b>0</b>	<b>106</b>	<b>15</b>	<b>9</b>	<b>4</b>	<b>134</b>	<b>151</b>	<b>-16</b>



### Membership Composition June 2024 Cumulative



### Gender Composition June 2024 Cumulative

